



YMMS Tutorial

Carolina Conference Pathfinder/Adventurer Add Members to Your Club

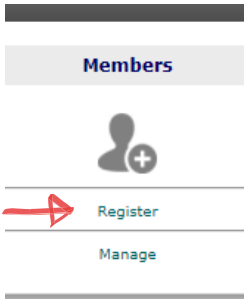

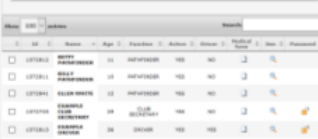




Required info before starting

Required info before starting

Required info before starting

Club Staff	Children	Parents
<ul style="list-style-type: none"> ✓ Staff's Date of Birth ✓ Email Address ✓ Background Check Eligibility Date for all Adults Click Here for Example ✓ Approved Driver Questionnaire Form if they will be a Volunteer Driver <p>*Staff MUST complete Sterling Volunteers training and background check BEFORE they are allowed to serve in your club/be registered in YMMS</p>	<ul style="list-style-type: none"> ✓ Info from club registration <p>Pathfinder Application Form</p> <p>Adventurer Application Form</p>	<ul style="list-style-type: none"> ✓ Parent's Date of Birth ✓ Email Address ✓ If attending local club/conference sponsored events (including overnight): Sterling Volunteers training & background check eligibility date is REQUIRED. <p>*Click here for Sterling Volunteers</p> <p>*Click here for example on date needed for volunteer training & background check</p>

Step 1	Step 2	Step 3
<p>Log into your account at www.nadyouth.com</p> <p>In the shortcut Menu go to Members and click on Register</p> 	<p>Fill out ALL the information requested as detailed above</p> <p>Remember to CLICK SAVE</p> 	<p>*Make sure your Club Member shows in the list below</p>  <p>*To view information you entered click on magnifying glass </p> <p>*To make changes click on this icon </p>